

ESD15VD3B

Description

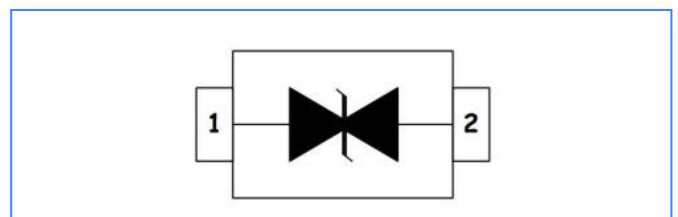
ESD15VD3B is designed to protect voltage sensitive components from ESD and transient voltage events. Excellent clamping capability, low leakage, and fast response time, make these parts ideal for ESD protection on designs where board space is at a premium. Because of its small size, it is suited for use in cellular phones, MP3 players, digital cameras and many other portable applications where board space is at a premium

Features

- Ultra low leakage: nA level
- Operating voltage: 15V
- Package: SOD-323
- Low clamping voltage
- Complies with following standards:
 - IEC 61000-4-2 (ESD) immunity test
 - Air discharge: $\pm 15\text{kV}$
 - Contact discharge: $\pm 8\text{kV}$
 - IEC61000-4-4 (EFT) 40A (5/50ns)
 - IEC61000-4-5 (Lightning) 12A (8/20 μs)



Functional Diagram



Applications

- Cell Phone Handsets and Accessories
- Microprocessor based equipment
- Personal Digital Assistants (PDA's)
- Notebooks, Desktops, and Servers
- Portable Instrumentation
- Peripherals
- Pagers

Absolute Maximum Ratings(Tamb=25°C unless otherwise specified)

Parameter	Symbol	Value	Unit
Peak Pulse Power (8/20 μs)	P_{PP}	320	Watts
ESD per IEC 61000-4-2 (Air)	V_{ESD}	± 15	Kv
ESD per IEC 61000-4-2 (Contact)		± 8	Kv
Lead Soldering Temperature	T_L	260 (10 sec)	°C
Operating Temperature Range	T_J	-55 to +150	°C
Storage Temperature Range	T_{STJ}	-55 to +150	°C

Electrical Characteristics (TA = 25 °C unless otherwise noted)

Parameter	Symbol	Conditions	Min.	Typ.	Max.	Units
Reverse Stand-off Voltage	V_{RWM}				15	V
Reverse Breakdown Voltage	V_{BR}	$I_t = 1\text{mA}$	16.7			V
Reverse Leakage Current	I_R	$V_R = V_{RWM}$			1	μA
Clamping Voltage	V_C	$I_{PP}=1\text{A}, t_P = 8/20\mu\text{s}$			24	V
		$I_{PP}=10\text{A}, t_P = 8/20\mu\text{s}$			30	V
Junction Capacitance	C_J	$V_R=0\text{V}, f = 1\text{MHz}$			100	pF

Characteristics Curves

Figure 1- Power Derating Curve

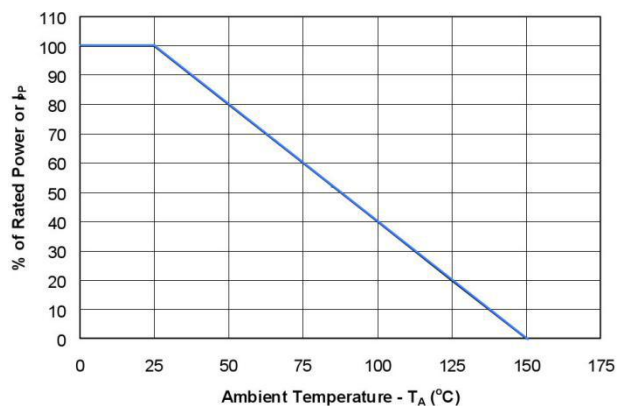


Figure 2- ESD Pulse Waveform
(according to IEC 61000-4-2)

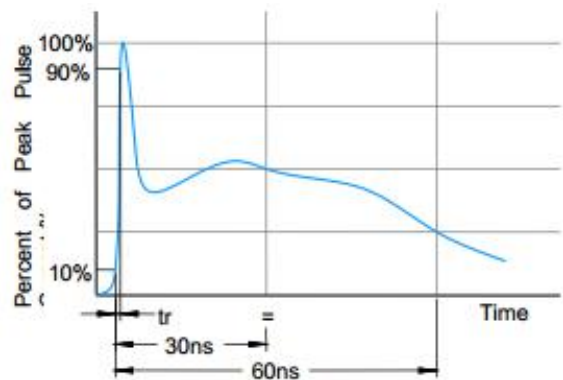
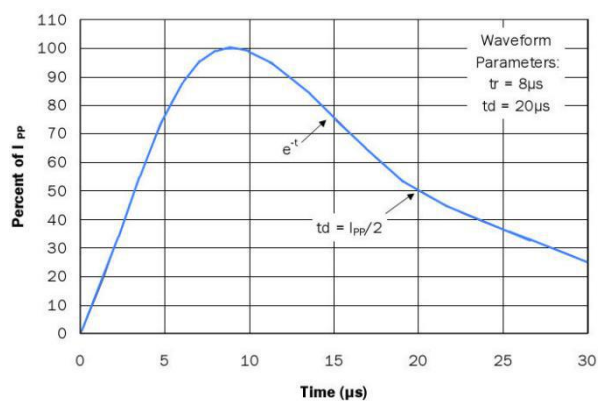


Figure3- 8/20 μs Pulse Waveform





Specifications are subject to change without notice.

Users should verify actual device performance in their specific applications.